



## IO-Link master (PNIO/MOD)

### ICE3-8IOL-G65L-V1D

- PROFINET IO, Modbus/TCP and OPC UA Support
- Web-based configuration of module and IO-Link devices
- Integrated IODD storage for more than 100 IODDs
- Downloadable module configuration
- M12 L-coded power connector

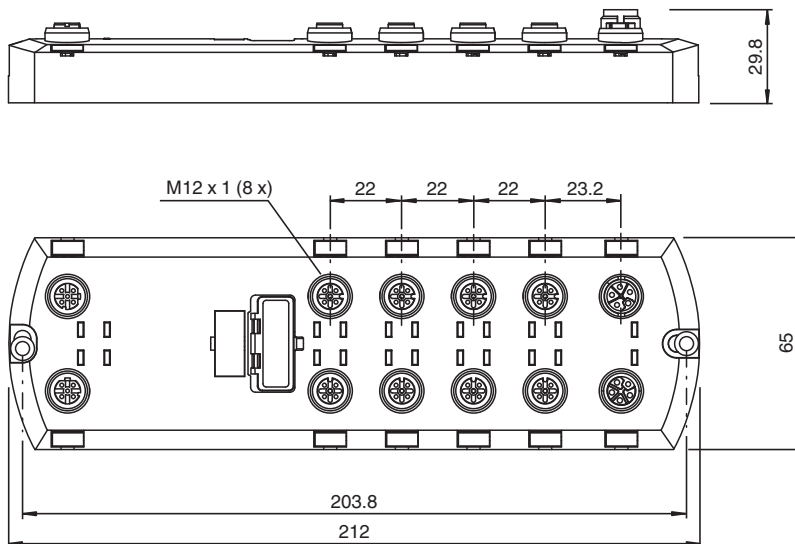
PROFINET IO IO-Link master with 8 inputs/outputs



### Function

The module is a PROFINET IO fieldbus module with 8 type A IO-Link master ports according to IO-Link standard V1.1. The fieldbus module serves as an interface between the controller of a PROFINET IO fieldbus system and IO-Link devices in the field level. The integrated web server and IODD interpreter enabling complete configuration of the fieldbus module and attached IO-Link devices without the need for special software tools. Information regarding the status of the module is also displayed and network parameters such as the IP address and subnet mask can be configured. The module is capable of storing all configuration enabling stand-alone usage without a higher-level PLC. MultiLink simultaneously provides data access via different communication protocols like PROFINET IO, Modbus/TCP and OPC UA to multiple controllers. An L-coded M12 connector plug used for supplying power enables a current rating of up to 2 x 16 A. The inputs and outputs are equipped with A-coded M12 connector plugs. Connection to the fieldbus is achieved using a D-coded M12 connector plug. Status information for each channel is displayed via LEDs as a diagnostic function.

### Dimensions



Release date: 2021-07-16 Date of issue: 2021-07-16 Filename: 70104876\_eng.pdf

### Technical Data

#### General specifications

Refer to "General Notes Relating to Pepperl+Fuchs Product Information".

Pepperl+Fuchs Group  
www.pepperl-fuchs.com

USA: +1 330 486 0001  
fa-info@us.pepperl-fuchs.com

Germany: +49 621 776 1111  
fa-info@de.pepperl-fuchs.com

Singapore: +65 6779 9091  
fa-info@sg.pepperl-fuchs.com

**PF** PEPPERL+FUCHS

## Technical Data

UL File Number	E360395	
<b>Indicators/operating means</b>		
LED indication	see manual	
Rotary switch	Setting the IP address	
<b>Electrical specifications</b>		
Rated operating voltage	U <sub>e</sub>	20 ... 30 V DC
Nominal voltage	24 V DC	
Current consumption	typ. 120 mA	
Current loading capacity	Max. 2 x 16 A per module (Loop-through current via L-coded power supply) Total current: max. 6.7 A per module	
Galvanic isolation	between US and UA	
<b>Interface 1</b>		
Interface type	Industrial Ethernet	
Physical	M12, D-coded	
Protocol	PROFINET IO with media redundancy protocol (MRP) + Modbus TCP + OPC UA + MQTT Modbus max PDI: 33 times / sec OPC UA max PDI update rate: 20 times / sec MQTT max PDI update rate: 10 times / sec	
Transfer rate	10/100 Mbps	
<b>Inputs/Outputs</b>		
Number/Type	8 x IO-Link Class A (X1 – X8) Configurable as: Max. 8 IO-Link and 8 digital inputs Max. 16 digital inputs Max. 8 digital inputs and 8 digital outputs short-circuit protected	
Sensor supply	Port 1: max. 1.6 A Via L+ (pin 1) Port 3: max. 1 A via L+ (pin 1) Ports 2 and 4 – 8: max. 500 mA per port via L+ (pin 1)	
Output rated operating current	I <sub>e</sub>	max. 200 mA Per port via C/Q (pin 4)
<b>Directive conformity</b>		
Electromagnetic compatibility		
Directive 2014/30/EU	EN 61000-6-2 , EN 61000-6-4	
<b>Standard conformity</b>		
Degree of protection	EN 60529	
Fieldbus standard	Type 1 according to IEC 61131-2, EN 61131-9	
Electrical safety	CSA C22.2 No. 61010-1-12 UL 61010-1, IEC 61010-2-201	
Emitted interference	EN 61000-6-4, FCC Part 15 Subpart B, ICES-001, AS/NZS CISPR 11	
Noise immunity	EN 61000-6-2 , EN 61131-2 , EN 61131-9	
Shock resistance	EN 60068-2-27	
<b>Ambient conditions</b>		
Ambient temperature	-25 ... 60 °C (-13 ... 140 °F)	
Storage temperature	-40 ... 85 °C (-40 ... 185 °F)	
Relative humidity	max. 95 %	
Altitude	0 ... 2000 m	
Shock and impact resistance	15g, 11ms, half-sine	
<b>Mechanical specifications</b>		
Housing length	30 mm	
Housing width	65 mm	
Housing height	212 mm	
Degree of protection	IP67	
Connection	Power Supply M12, L-coded Fieldbus M12, D-coded Inputs/Outputs M12, A-coded	
Material		
Housing	Molded Polyamide 66	

Release date: 2021-07-16 Date of issue: 2021-07-16 Filename: 70104876\_eng.pdf

Refer to "General Notes Relating to Pepperl+Fuchs Product Information".

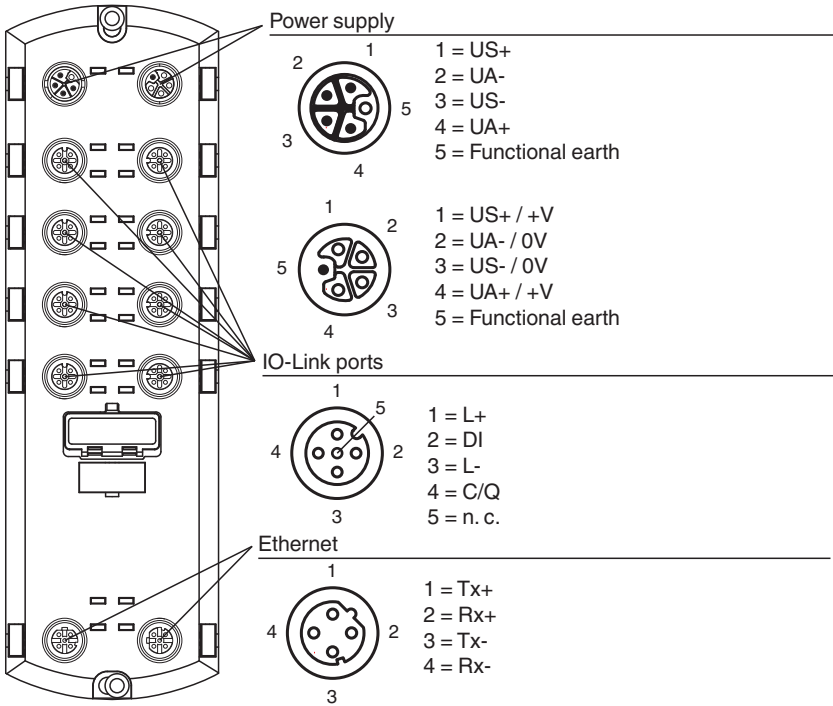
Pepperl+Fuchs Group  
www.pepperl-fuchs.comUSA: +1 330 486 0001  
fa-info@us.pepperl-fuchs.comGermany: +49 621 776 1111  
fa-info@de.pepperl-fuchs.comSingapore: +65 6779 9091  
fa-info@sg.pepperl-fuchs.com

**PEPPERL+FUCHS**

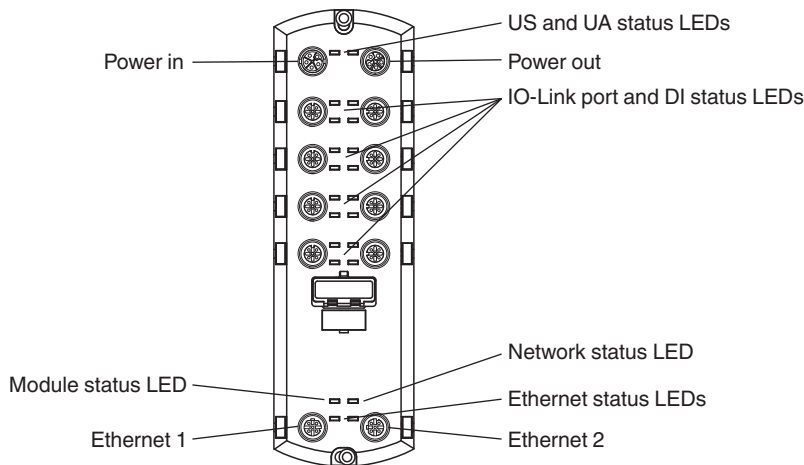
**Technical Data**

Mass	454 g
Tightening torque, fastening screws	8 Nm
Tightening torque, cable gland	max. 0.5 Nm

**Connection**



**Assembly**














**Accessories**

	<b>V15L-G-2M-PUR-U-V15L-G</b>	Cordset, M12 to M12, L-coded, 5-pin, PUR cable
	<b>V1SD-G-2M-PUR-ABG-V45-G</b>	Connection cable, M12 to RJ-45, PUR cable 4-pin, CAT5e

Release date: 2021-07-16 Date of issue: 2021-07-16 Filename: 70104876\_eng.pdf

## Accessories

	<b>V1SD-G-2M-PUR-ABG-V1SD-G</b>	Ethernet bus cable, M12 to M12, PUR cable 4-pin, CAT5e
	<b>V1SD-G-ABG-PG9</b>	Cable connector, M12, 4-pin, D-coded, shielded, non pre-wired
	<b>V1-G-BK1M-PUR-A-T-V1-G</b>	Y connecting cable, M12 to 2xM12, 4-pin, PUR cable
	<b>VAZ-V1-B3</b>	Blind plug for M12 sockets
	<b>V1S-T-V1</b>	Y-Splitter, M12 connector on M12 socket/socket
	<b>V15L-G-BK</b>	Single-ended female cordset, M12, L-coded, field attachable
	<b>MH V1-SCREWDRIVER</b>	torque screwdriver (0.6 Nm)
	<b>MH V1-BIT M12</b>	plug-in cap M12
	<b>ICA-10DI6DO-G60A-IO</b>	I/O hub with IO-Link interface for 10 digital inputs and 6 digital outputs
	<b>ICA-16DIO-G60AL-IO</b>	I/O hub with IO-Link interface for 16 digital inputs/outputs
	<b>V15L-G-5M-PUR-U</b>	Single-ended female cordset, M12, L-coded, 5-pin, PUR cable