

AC-DC Power Supplies - 6W

Models: BB-SMi6-12-V-P230-C1, BB-SMi6-12-VP230R-C1,
BB-SMi6-12-V-P5, BB-SMi6-12-V-ST, BB-SMi6-5V-P5



www.advantech.com



BB-SMi6-12-V-P5

- + DOE Level VI, CEC, ErP Stage 2 Energy Efficiency
- + Universal Input Voltage Range – 90 to 264 V AC
- + Up to 6 Watt Continuous Output Power
- + Single Regulated DC Output
- + Interchangeable, International AC Input Blades (kit included)
(North America, Europe, UK, Australia, China)
- + Over-voltage, Short Circuit Protection
- + Custom Design Options Available

OVERVIEW

The BB-SMi6-x series is a 6 Watt wall plug-in AC-DC power supply with interchangeable AC blades. The series is designed to meet the latest US DoE Level VI efficiency standards in addition to the proposed and more stringent EU CoC Tier 2 requirements. Designed for global use, BB-SMi6-x adapters include plug options for North America, Europe, United Kingdom, Australia and China. This high efficiency power supply utilizes the latest in green power technology.

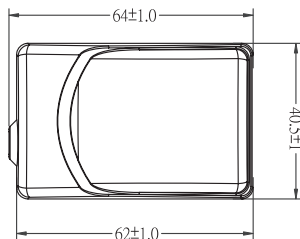
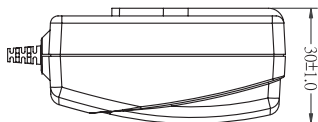
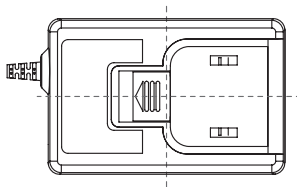
ORDERING INFORMATION

MODEL NUMBER	OUTPUT VOLTAGE (V DC)	OUTPUT CURRENT (A, max)	OUTPUT POWER (W, max)	RIPPLE & NOISE ¹ (mVp-p, max)	OUTPUT PLUG
BB-SMi6-12-V-P230-C1	12	0.5	6	200	Jack
BB-SMi6-12-V-P230R-C1	12	0.5	6	200	Jack, Right Angle
BB-SMi6-12-V-P5	12	0.5	6	200	Standard DC Straight Plug
BB-SMi6-12-V-ST	12	0.5	6	200	Stripped & Tinned
BB-SMi6-5-V-P5	5	1.2	6	150	Standard DC Straight Plug

1. At full load, 100-240V AC input, 20 MHz bandwidth.
2. ErP Tier 2 Compliant

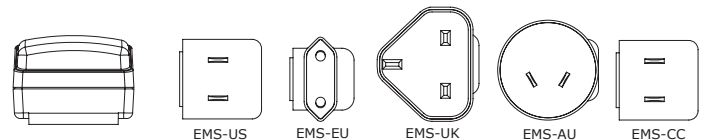
MECHANICAL DRAWING - POWER SUPPLY

Units = mm



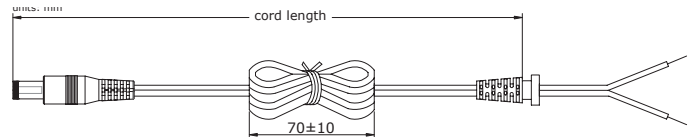
MECHANICAL DRAWING - AC INPUT BLADE OPTIONS

Units = mm



MECHANICAL DRAWING - DC CORD

Units = mm



Model No.	Cable	Cord Length
BB-SMi6-12-V-P230-C1	UL2468, 22 AWG	1,530 mm ± 100
BB-SMi6-12-V-P230R-C1	UL2468, 22 AWG	1,530 mm ± 100
BB-SMi6-12-V-P5	UL2468, 20 AWG	1,530 mm ± 100
BB-SMi6-12-V-ST	UL2468, 22 AWG	1,530 mm ± 100
BB-SMi6-5-V-P5	UL2468, 20 AWG	1,530 mm ± 100

All product specifications are subject to change without notice.
BB-SMi6-x_PowerSupplies_2519s



orders@advantech-bb.com
eSales@advantech-bb.com

Headquarters: 707 Dayton Rd, PO Box 1040 Ottawa, IL 61350 USA (815)433-5100 or (800)346-3119/Toll Free Fax (815)433-5104
European Office: Westlink Commercial Pk, Oranmore Co. Galway Ireland +353 91 792444 Fax +353 91 792445

AC-DC Power Supplies - 6W

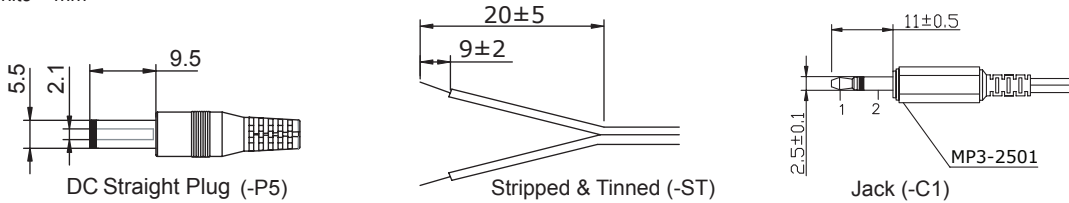
Models: BB-SMi6-12-V-P230-C1, BB-SMi6-12-VP230R-C1,
BB-SMi6-12-V-P5, BB-SMi6-12-V-ST, BB-SMi6-5V-P5



BB-SMi6-12-V-ST

MECHANICAL DRAWING - OUTPUT PLUGS

Units = mm



SPECIFICATIONS

PARAMETER	CONDITIONS/DESCRIPTION	MINIMUM	TYPICAL	MAXIMUM	UNITS
POWER - INPUT					
Voltage	-	90	-	264	V AC
Frequency	-	47	-	63	Hz
Current	-	-	-	0.3	A
Leakage Current	-	-	-	0.25	mA
No-load Power Consumption	Level 6 ErP Tier 2	-	-	0.1 0.075	W W
POWER - OUTPUT					
Line Regulation	5VDC models All other models	-	+/- 3 +/- 1	-	% %
Load Regulation	At full load	-	+/- 5	-	%
PROTECTIONS					
Over-Voltage Protection	Output shut down, auto recovery	-	-	-	-
Short Circuit Protection	Output shut down, auto recovery	-	-	-	-
ENVIRONMENTAL					
Operating Temperature	-	0	-	40	°C
Storage Temperature	-	-10	-	70	°C
Operating Humidity	Non-condensing	20	-	80	%
Storage Humidity	Non-condensing	10	-	90	%
MECHANICAL					
Dimensions	64.0 x 40.5 x 30.0 mm	-	-	-	mm
Inlet Plug	Interchangeable blades (North America, Europe, United Kingdom, Australia, China)	-	-	-	-
Weight	All models, without blades	-	68.5	-	-
SAFETY					
Isolation Voltage	Input to output at 10 mA for 1 minute	-	3,000 4,242	-	V AC V DC
Isolation Resistance	Input to output at 500V DC	100	-	-	MΩ
APPROVALS / CERTIFICATIONS					
Safety Approvals	UL/cUL, GS, CCC, PSE	-	-	-	-
EMI/EMC	FCC Part 15B Class B, CE	-	-	-	-
RoHS	2011/65/EU	-	-	-	-