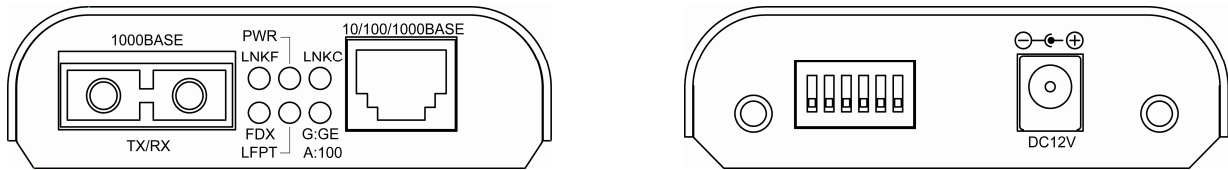


Gigabit Ethernet Media Converter

This quick start guide describes how to install and use the Gigabit Ethernet media converter. The converter introduced here provides one channel media conversion solution.

Physical Description

Product Overview



This Gigabit Ethernet media converter is a plug-and-play device. Connect the supplied AC to DC power adaptor to the receptacle on the rear panel of the Gigabit Ethernet media converter, and then attach the plug into a standard AC outlet.

DIP Switch

No.	Down	Up	
1	Disable LFPT	Enable LFPT	LFPT: Link-Fault-Pass-Through function
2	Enable Auto-Negotiation for TX port	Enable Force mode for TX port	
3	TX port Force mode: Full-duplex	TX port Force mode: Half-duplex	
4	TX port Force mode: 100Mbps	TX port Force mode: 10Mbps	
5	Function reserved	Function reserved	
6	Function reserved	Function reserved	

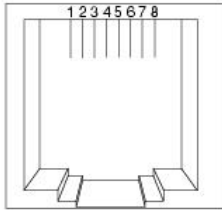
<Note> Power must be off/on after re-setting LFPT function.

The 10/100/1000Base-TX and 1000Base-SX/LX/BX Connectors

The 10/100/1000Base-TX Connection

The following lists the pinouts of 10/100/1000Base-TX port.

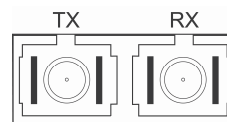
Pin	Label
1	TP0+
2	TP0-
3	TP1+
4	TP2+
5	TP2-
6	TP1-
7	TP3+
8	TP3-



The 1000Base-SX/LX Connection

The fiber port pinouts

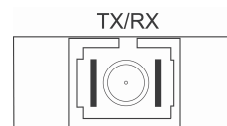
The Tx (transmit) port of device I is connected to the Rx (receive) port of device II, and the Rx (receive) port of device I to the Tx (transmit) port of device II.



The WDM 1000Base-BX Connection

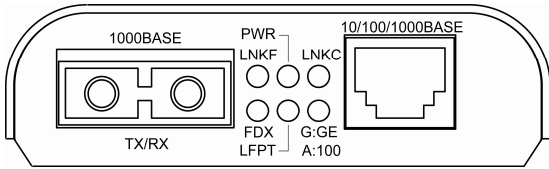
The fiber port pinouts

Only one optical fiber is required to transmit and receive data.



Gigabit Ethernet Media Converter

The Port Status LEDs



LEDs	State	Indication
PWR	Steady	Power on
	Off	Power off
LFPT	Steady	LFPT function enabled
	Off	LFPT function disabled
LNKC	Steady	Copper port: A valid network connection established LNKC stands for LINK/Copper
	Off	No connection
Copper Port 10/100/1000 (Mbps)	Steady	Green: Connection at the speed of 1000Mbps Amber: Connection at the speed of 100Mbps
	Off	Connection at the speed of 10Mbps
	Off	Connection at the speed of 10Mbps
LNKF	Steady	Fiber port: A valid network connection established LNKF stands for LINK/Fiber
	Off	No connection
FDX	Steady	Full-duplex mode FDX stands for Full-duplex
	Off	Half-duplex mode

Functional Description

- Complies with IEEE802.3 10Base-T, IEEE802.3u 100Base-TX, IEEE802.3ab 1000Base-T, and IEEE802.3z 1000Base-SX/LX.
- Supports IEEE802.3x Flow control: Flow control for Full-duplex and Back pressure for Half-duplex.
- DIP switch configuration for "Link-Fault-Pass-Through".
- Gigabit transmission supports 9K Bytes jumbo frame.
- 1000Mbps-Auto/Full-duplex, 10/100Mbps-Full/Half-duplex, Auto-Negotiation, Auto-MDI/MDIX.
- Full wire-speed forwarding rate.
- Operating voltage and Max. current consumption: 0.23A @ 12VDC. Power consumption: 2.76W Max.
- Power Supply: 12VDC external universal PSU.
- 0°C to 50°C (32°F to 122°F) operating temperature range.
- Aluminum case.
- Supports Wall Mounting installation or use with media converter chassis system.