



# EL900 Series

Hardened 10/100BASE-TX to 100BASE-FX Media Converter



## Overview

The EL900 Series provides media conversion between 10/100BASE-T and 100BASE-SX-LX Fiber. Built specifically for mission-critical applications in harsh environments, the EL900's hardened design features high shock & vibration resistance, electrical noise immunity, wide operating temperature range from -40 to 75°C, and ruggedized aluminum housing. With triple power inputs, link down alarming, Link-Fault-Pass-Through and a wide range of fiber connectivity options, the EL900 is the ideal media converter for harsh environments.

EtherWAN – “When Connectivity is Crucial”.

## Spotlight

### • ISA 12.12.01 Certification

- Highly qualified for explosive environmental applications and certified by UL with ISA 12.12.01 Class I, Division 2 classified for use in hazardous locations

### • Wide Operating Temperature

- -40 to 75°C wide operating temperature range design is suitable for installation in outdoor cabinet

### • Link-Fault-Pass-Through (LFPT)

- LFPT function let network operators be aware of network connection status
- When fiber link is down, LFPT function will turn down Ethernet port to inform connected device that the link is down and vice versa

# Hardware Specifications

## Technology

---

### Standards

- IEEE 802.3 10BASE-T
- IEEE 802.3u 100BASE-TX and 100BASE-FX
- IEEE 802.3x Full duplex and flow control

### Forward and Filtering Rate

- 14,880pps for 10Mbps
- 148,810pps for 100Mbps

### Packet Buffer Memory

- 128K bits

### Processing Type

- Store-and-Forward
- Auto Negotiation
- Half-duplex back-pressure and IEEE 802.3x full-duplex flow control
- Auto MDI/MDIX

## Power

---

### Input Voltage

- 10-48VDC (DC Terminal Block)
- 12VDC (DC Jack) or 24VAC, 0.185A (AC Terminal Block)

### Power Consumption

- 4.32W MAX. 0.36A@12VDC, 0.09A@48VDC

### Protection

- Overload current protection
- Reverse polarity protection

## Mechanical

---

### Casing

- Aluminum Case
- IP30

### Dimensions

- 50 x 110 x 135mm (W x D x H)  
(1.97" x 4.33" x 5.31")

### Weight

- 0.8Kg (1.76lbs.)

### Installation

- DIN-Rail (Top hat type 35mm), Panel, or Rack mounting

## Interface

---

### Ethernet Port

- 10/100BASE-TX: 1 port
- 100BASE-FX: 1 port

### LED Indicators

- Per Unit: Power, LFPT
- Per 10/100TX Port:  
Link/Activity, Full-duplex/Collision, Speed
- Per 100FX port: Link/Activity, Full-duplex/Collision

### Relay Contact

- Relay contact rating with current 1A@30VDC, 0.5A@120VAC

## Environment

---

### Operating Temperature

- -40 to 75°C (-40 to 167°F)  
Tested @ -40 to 85°C (-40 to 185°F)

### Storage Temperature

- -40 to 85°C (-40 to 185°F)

### Ambient Relative Humidity

- 5% to 95% (non-condensing)

## Regulatory Approvals

---

### ISO

- Manufactured in an ISO 9001 facility

### Safety

---

#### ISA 12.12.01

- Class 1, Division 2 group A, B, C & D for hazardous locations

#### UL 60950-1

#### EN 60950-1

#### IEC 60950-1

### EMI

---

#### FCC Part 15B Class A

#### VCCI Class A

#### EN 55022

#### EN 61000-3-2

#### EN 61000-3-3

#### EN 61000-6-3

### EMS

---

#### EN 61000-6-2

- EN 61000-4-2 (ESD Standards)
- EN 61000-4-3 (Radiated RFI Standards)
- EN 61000-4-4 (Burst Standards)
- EN 61000-4-5 (Surge Standards)
- EN 61000-4-6 (Induced RFI Standards)
- EN 61000-4-8 (Magnetic Field Standards)

### Environmental Test Compliance

---

#### IEC 60068-2-6 Fc (Vibration Resistance)


#### IEC 60068-2-27 Ea (Shock)

#### FED STD 101C Method 5007.1 (Free fall w/package)

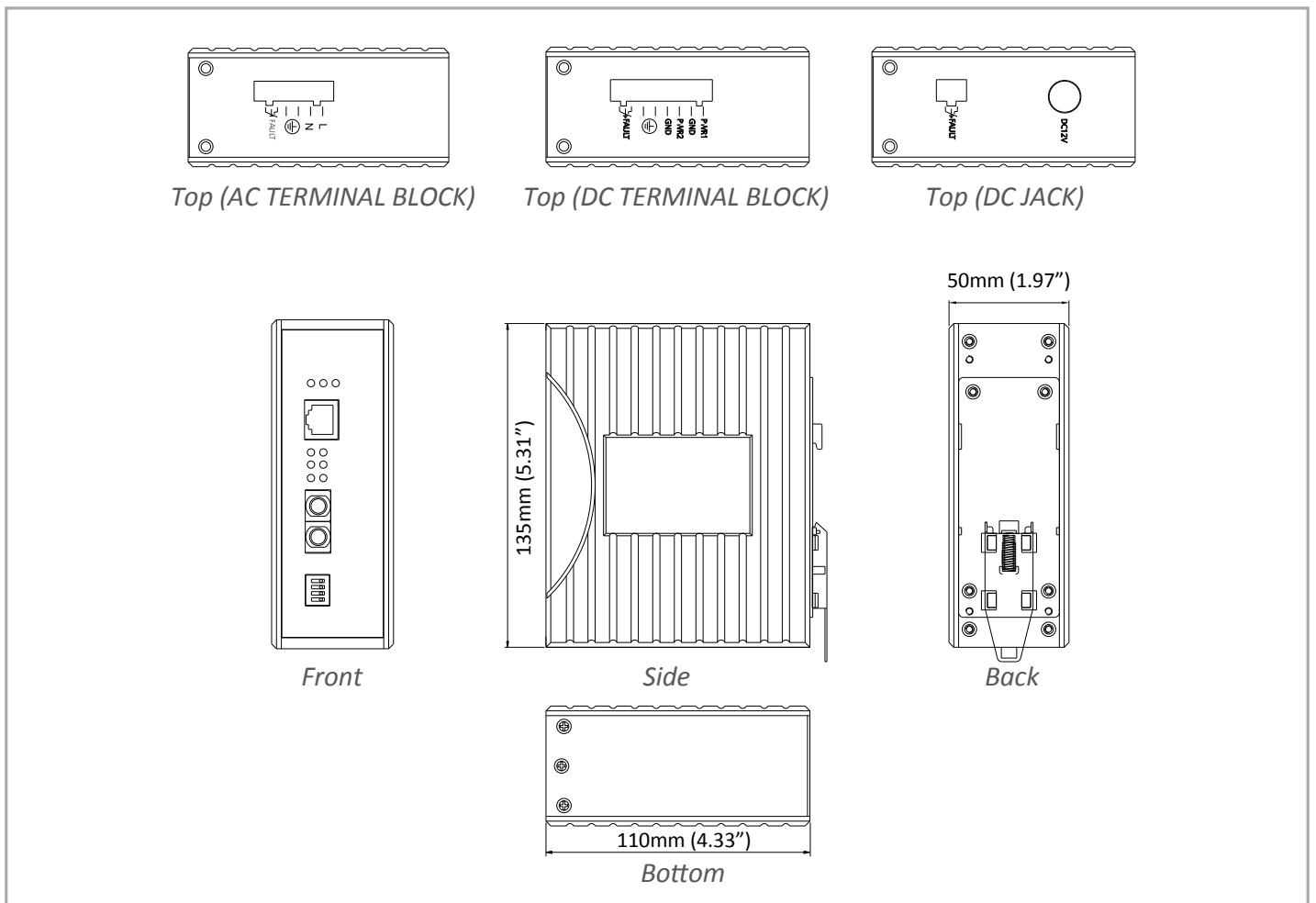
#### NEMA TS1/2

- Environmental requirements for traffic control equipment

# Application Diagram



# Dimensions



# Ordering Information

## Model

<b>EL900-A-Y-1-P</b>	10/100BASE-TX to 100BASE-FX Hardened Media Converter
----------------------	--

\* DIN-Rail mounting kit included.

## 100FX Fiber Options (Y)

<b>B</b>	Multi Mode (SC) - 2Km (1310nm)
<b>C</b>	Multi Mode (ST) - 2Km (1310nm)
<b>D</b>	Multi Mode (SC) WDM-TX: 1310nm/RX: 1550nm-2Km
<b>E</b>	Multi Mode (SC) WDM-TX: 1550nm/RX: 1310nm-2Km
<b>F</b>	Multi Mode (SC) WDM-TX: 1310nm/RX: 1550nm-5Km
<b>G</b>	Multi Mode (SC) WDM-TX: 1550nm/RX: 1310nm-5Km
<b>Q</b>	Single Mode (SC) WDM-TX: 1310nm/RX: 1550nm-20Km
<b>R</b>	Single Mode (SC) WDM-TX: 1550nm/RX: 1310nm-20Km
<b>S</b>	Single Mode (SC) WDM-TX: 1310nm/RX: 1550nm-40Km
<b>T</b>	Single Mode (SC) WDM-TX: 1550nm/RX: 1310nm-40Km
<b>M</b>	Single Mode (ST) - 20Km (1310nm)
<b>N</b>	Single Mode (SC) - 20Km (1310nm)
<b>O</b>	Single Mode (SC) - 40Km (1310nm)

## Power Connector Options (P)

<b>A</b>	DC Terminal Block
<b>B</b>	DC Jack
<b>C</b>	24VAC Terminal Block

## Optional Accessories

<b>KP-AA96-480</b>	Panel mounting Kit
<b>HDR-30-24</b>	30W/1.5A DIN-Rail 24VDC Industrial Power Supply
<b>HDR-60-24</b>	60W/2.5A DIN-Rail 24VDC Industrial Power Supply
<b>EDR-75-24</b>	75W/3.2A DIN-Rail 24VDC Industrial Power Supply
<b>EX41-145046-X</b>	Power Supply 45W 12VDC with Open Wire (X) = 1: US, 2: EU, 3: UK, 4: AU, 5: JP, 6: SA
<b>EX41-145044-X</b>	Power Supply 45W 12VDC with Latch (X) = 1: US, 2: EU, 3: UK, 4: AU, 5: JP, 6: SA