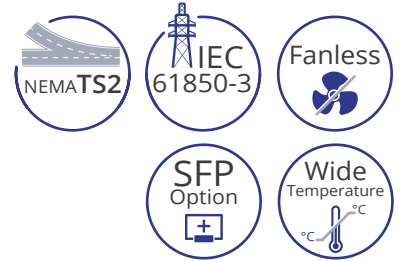


EX73900E Series

Hardened Managed 10 to 16-Port Gigabit Ethernet Switch



Product Highlights

High Bandwidth and Versatility

- 8 or 12 10/100/1000BASE-T(X) ports for high bandwidth connections
- Up to 4 dual-rate 100/1000BASE SFP uplink ports for fiber connections
- Full capacity switching running at full duplex

Hardened-Grade for Non-Ventilated & Harsh Environments

- Wide operating temperature range -40 to 75°C (-40 to 167°F)
- Fanless operation
- High impact, thermal shock, and electrical noise resistance

Lite Layer 3 Functionality

- Static routing, RIP v1/v2, and OSPF support
- Redundancy with VRRP
- Reduces amount of broadcast traffic

Compliance

- IEC 61850-3/IEEE 1613 certified for power substations
- NEMA TS2 rated
- UL certified for safety

Management/Security Features

- Port control
- Dying gasp feature provides SNMP trap upon power off
- Configure and monitor with eVue™ and eLite™

Support

- Complimentary Technical Support
- Free Firmware Upgrades
- Limited Lifetime Warranty

Overview

EtherWAN's EX73900E series is a hardened DIN-rail mounted managed Ethernet switch platform. Equipped with up to 12 gigabit Ethernet and 4 dual-rate gigabit SFP ports, the EX73900E series provides flexibility, speed, and reliability to support networks for urban infrastructure, transportation, security, power substations, and other areas where connectivity is crucial.

Ordering Information

Models

EX73934E-0VB	12-port 10/100/1000BASE-T(X) + 4-port 100/1000BASE SFP
EX73924E-0VB	8-port 10/100/1000BASE-T(X) + 4-port 100/1000BASE SFP
EX73922E-0VB	8-port 10/100/1000BASE-T(X) + 2-port 100/1000BASE SFP

Software Features

Interface	+
CLI, Telnet, Web GUI	
Management	+
Firmware upgrade	
Configuration backup	
DHCP Server/Client	
RMON (Remote Monitoring)	
Port Mirroring	
NTP (Network Time Protocol) synchronization	
LLDP (Link Layer Discovery Protocol)	
IPv4/IPv6	
SNMP v1/v2c/v3	
Security	+
MAC Address filtering	
Enable/Disable port	
Storm Control	
System Logging	
IEEE 802.1x LAN Access Control	
Remote authentication through RADIUS and TACACS+	
Complex password support	
Multi-user login and privileged access management	
SSH for CLI and Telnet security	
SSL and HTTPS for Web security	
ACL (Access Control List, up to 4096 entries)	
Quality of Service (QoS)	+
Priority Queues: 8 queues per port	
Traffic classification based on IEEE 802.1p CoS (Cost of Service), DSCP (Differentiated Services Code Point), WRR (Weighted Round Robin), and strict mode	
Rate Limiting (Ingress/Egress)	

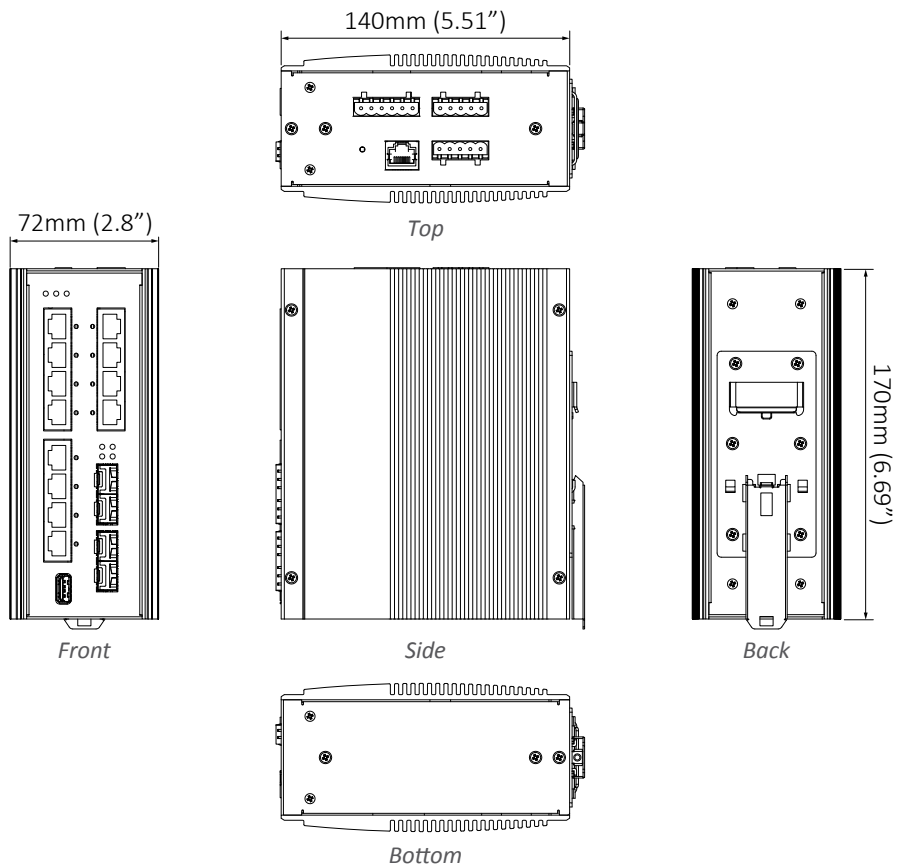
Layer 2 Features	+
Auto-negotiation for port speed and duplex	Flow Control IEEE 802.3x full duplex mode Back-pressure half duplex mode
Redundant Protocols	IEEE 802.1D STP IEEE 802.1w RSTP IEEE 802.1s MSTP EtherWAN's Alpha-Ring network fault recovery
VLANs	IEEE 802.1Q Tag VLANs GVRP GMRP
Link Aggregation	Static Trunk (4 groups) IEEE 802.3ad LACP
IGMP Snooping v1/v2/v3	
Layer 3 Features	+
IP Packet Routing	Maximum number of routes in hardware: 64 entries Static Routing RIP v1/v2 OSPF v2
Routing Redundancy	VRRP
Software Properties and Performance	+
Switching Fabric	32Gbps
Forwarding Rate	23.5Mpps
Total VLAN Entries	256 (4096 VID)
Jumbo Frame Size	9KB
MAC Table Size	16K
Packet Buffer Memory	12M bits

Hardware Specifications

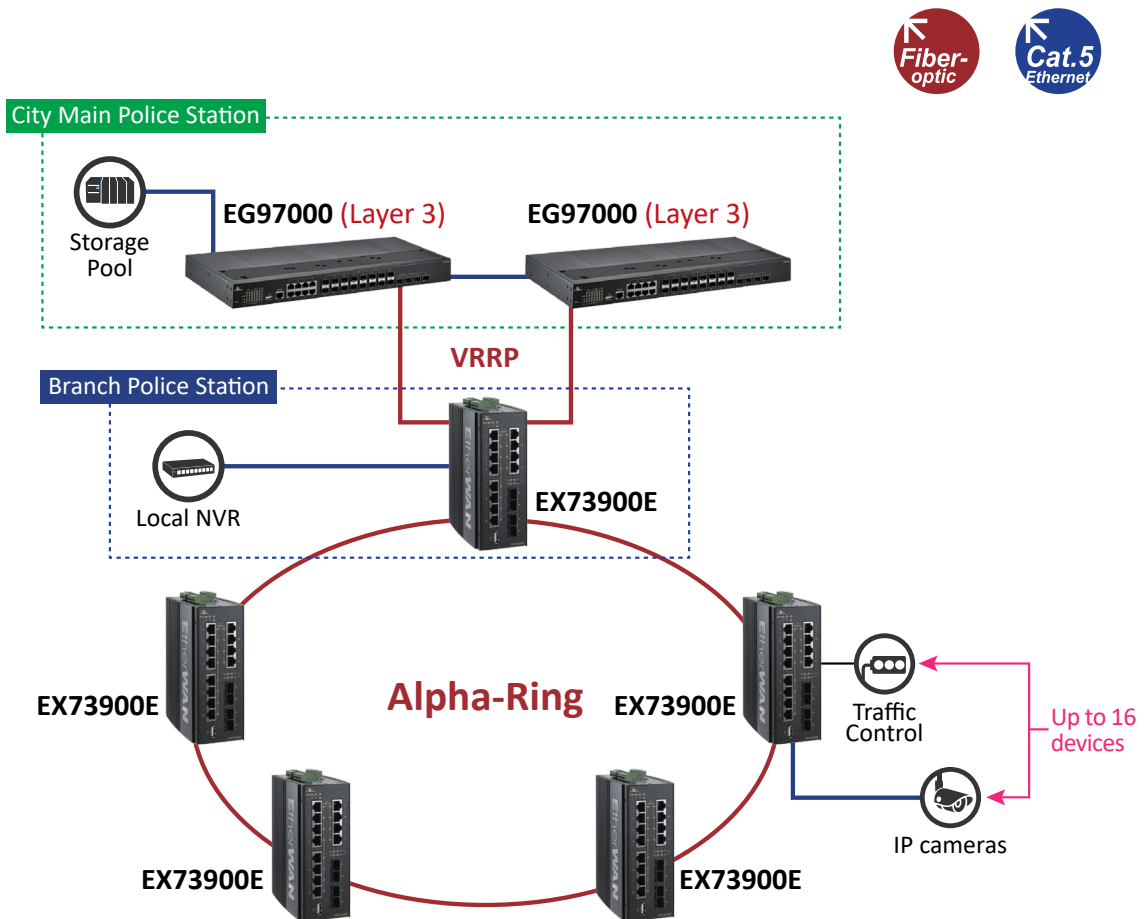
Interface		+
Ethernet	8 or 12 x 10/100/1000BASE-T(X) 2 or 4 x 100/1000BASE SFP	
Console	1 x RJ45	
Config Backup	1 x USB (Type A Connector)	
Digital Input	2 x Digital Input Wet Contact: 0-3V for State 0 13-30V for State 1 Max input current: 8mA Dry Contact: Logic Level 1-Close to GND Logic Level 0-Open	
Alarm Contact	2 x Relay output, current capacity 0.6A/30VDC	
LED Indicators	Per Unit: Power 1, Power 2, Alarm Per Port: Link/Activity	
Technology		+
Standards	IEEE 802.3 10BASE-T IEEE 802.3u 100BASE-TX/100BASE-FX IEEE 802.3ab 1000BASE-T IEEE 802.3ad link aggregation control IEEE 802.3z 1000BASE-SX/1000BASE-LX IEEE 802.3x full duplex and flow control IEEE 802.1D STP IEEE 802.1p QoS IEEE 802.1Q Tag VLANs IEEE 802.1s MSTP IEEE 802.1w RSTP IEEE 802.1x PNAC IEEE 802.1ab LLDP	
Forward/Filtering Rate	14,800pps for 10Mbps 148,810pps for 100Mbps 1,488,100pps for 1000Mbps	
Processing Type	Store-and-forward Auto-negotiation Half-duplex back-pressure and full-duplex flow control Auto MDI/MDIX	
System Memory	2Gb DDR3 SDRAM	
Flash Storage	1Gb	
Power		+
Input	12-48VDC Redundant (Terminal block)	
Power Consumption	20W Max	
Protection	Reverse Polarity Protection	
Physical		+
Casing Material	Aluminum	
IP Rating	IP40	
Dimensions	72 x 140 x 170mm (W x D x H) 2.8" x 5.5" x 6.7"	
Weight	1.4kg (3.08lbs)	
Installation Type	DIN-rail mounting	

Environmental		+
Operating Temp.	-40 to 75°C (-40 to 167°F)	
Storage Temp.	-45 to 85°C (-49 to 185°F)	
Relative Humidity	5% to 95% (non-condensing)	
Regulatory		+
ISO	Manufactured in ISO-9001 facility	
EMI	FCC Part 15B Class A VCCI Class A EN 61000-6-4 EN 61000-3-2 EN 61000-3-3	
EMS	EN 61000-4-2 (ESD) EN 61000-4-3 (Radiated RFI) EN 61000-4-4 (Burst) EN 61000-4-5 (Surge) EN 61000-4-6 (Induced RFI) EN 61000-4-8 (Magnetic field)	
Safety	UL 61010	
Traffic	NEMA TS2	
Rail	EN 50121-4	
Power Substation	IEC 61850-3/IEEE 1613	
Vibration	IEC 60068-2-6	
Shock	IEC 60068-2-27	
Free Fall	FED STD 101C Method 5007.1	
Warranty		+
Length	Limited Lifetime	
Details	www.etherwan.com/support/warranty-policy	
What's Included		+
Device	Ethernet Switch	
Cables	1 Console Cable	
Installation	Mounting brackets, screws	
Documentation	Quick Install Guide	

Dimensions



Application



Software

Network Management eVue™ Network Configuration and Monitoring Tool

Network Discovery eLite™ Network Discovery and IP Configuration Tool

The screenshot shows the EtherWAN web interface. At the top, there are navigation tabs: Home, Devices, Batch, Group, Events, and Settings. On the right, there are links for Screen Zoom and Logout. The main content area is divided into three sections:

- Device List:** A table with columns for IP, System Name, and Group. It lists 12 devices, all with green status indicators.
- Topology:** A network diagram showing interconnected nodes (routers and servers) with green status indicators. A legend indicates Online (green circle), Offline (grey circle), and Event (red circle).
- Latest Events:** A table with columns for Acknowledged, ID, Severity, Time, Service, Node, and Message. It shows 6 events, including login attempts and ping-monitor alerts.

IP	System Name	Group
192.168.50.12	EG99-5012	
192.168.50.62	EX709-5062	
192.168.50.254	R50	
192.168.50.11	EG99-5011	
192.168.50.63	EX74-5063	
192.168.50.14	EX779-5014	
192.168.50.61	EX71v2-5061	
192.168.50.44	EX71-5044	
192.168.50.64	EX73-5064	
192.168.50.34	EX739-5034	

Acknowledged	ID	Severity	Time	Service	Node	Message
✓	5107	Normal	6/28/2019, 9:50:35 AM	login	server	User 'admin' logged in.
✓	5106	Normal	6/27/2019, 10:00:50 AM	login	server	User 'admin' logged in.
✓	5105	Major	6/24/2019, 1:18:23 PM	ping-monitor	192.168.1.19	Web 192.168.1.19 is down.
✓	5105	Major	6/24/2019, 1:18:23 PM	ping-monitor	192.168.1.19	Telnet 192.168.1.19 is down.
✓	5104	Normal	6/24/2019, 1:12:34 PM	login	server	User 'admin' logged in.

The screenshot shows the eLite application window. It has a menu bar with 'List Server', 'Firmware', 'Configuration', and 'Help'. Below the menu is a toolbar with various icons. The main area is split into two panes:

- Left Pane:** A table with columns for IP Address and MAC Address. The IP 192.168.50.22 is highlighted in blue.
- Right Pane:** Detailed information for the selected IP address, including Model, Firmware, System name, IP, Subnet, Gateway, and MAC.

IP Address	MAC Address
192.168.50.22	00:e0:b3:50:22:00
192.168.50.31	00:e0:b3:50:31:00
192.168.50.72	00:e0:b3:50:72:00
192.168.50.55	00:e0:b3:50:55:00
192.168.50.23	00:e0:b3:50:23:00
192.168.50.73	00:e0:b3:50:73:00
192.168.50.44	00:e0:b3:50:44:00
192.168.50.64	00:e0:b3:50:64:00
192.168.50.43	00:e0:b3:50:43:00
192.168.50.62	00:e0:b3:50:62:00
192.168.50.71	00:e0:b3:50:71:00
192.168.50.24	00:e0:b3:50:24:00

Model: EX77000
 Firmware: 4.00.0 02/20/19 14:36:22
 System name: EX77v2-5022
 IP: 192.168.50.22
 Subnet: 255.255.255.0
 Gateway: 192.168.50.254
 MAC: 00:e0:b3:50:22:00

Accessories

Hardened 100BASE SFP Modules	+
------------------------------	---

www.etherwan.com/products/sfp-fiber-transceiver

Hardened Gigabit SFP Modules	+
------------------------------	---

www.etherwan.com/products/sfp-fiber-transceiver

DIN-Rail Power Supplies	+
-------------------------	---

www.etherwan.com/products/din-rail-power-supply
